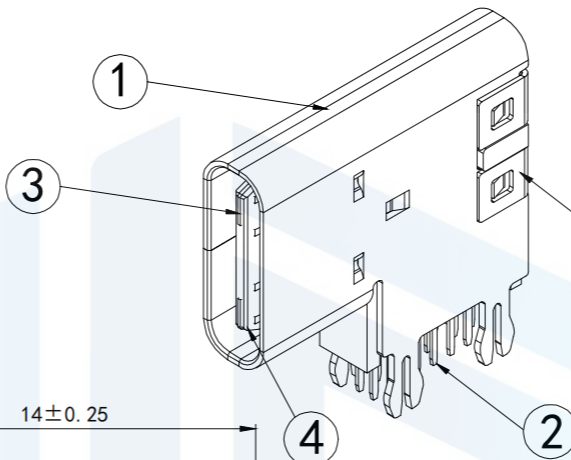
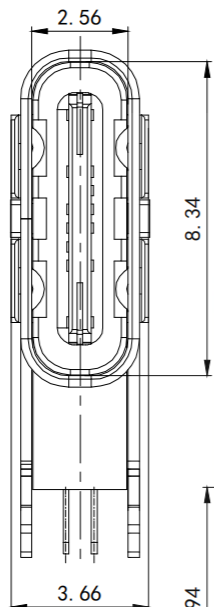
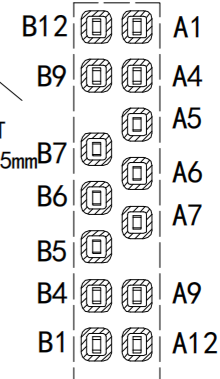
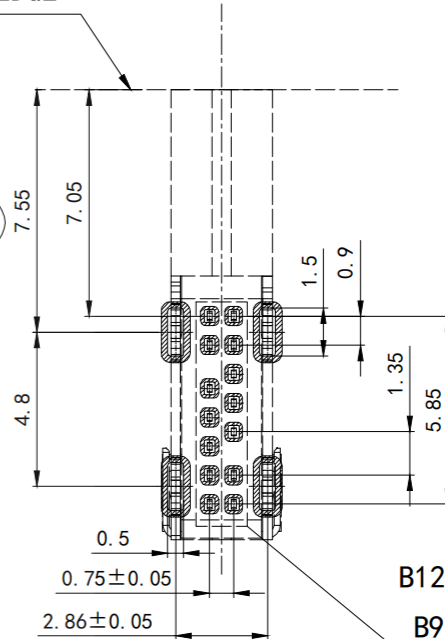


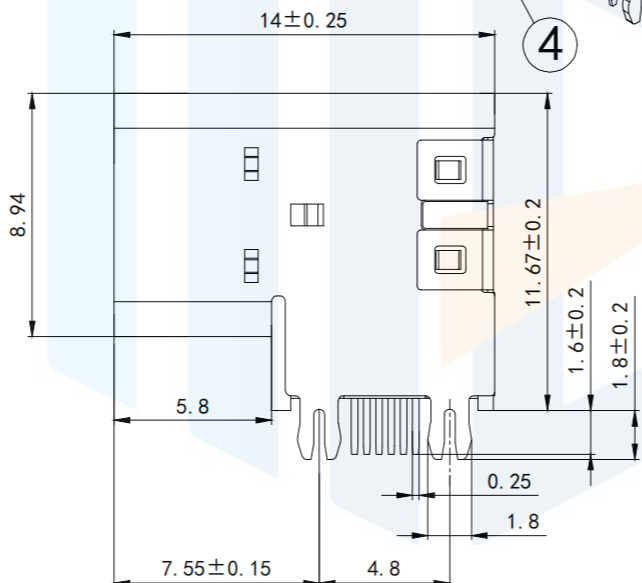
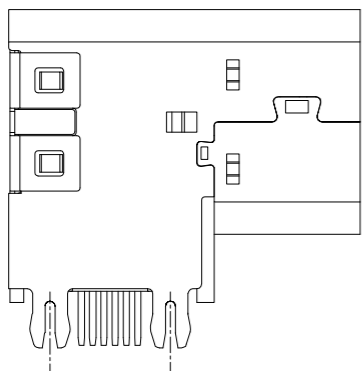
RoHS2.0  
Compliant



PCB EDGE



RECOMMENDED P. C. B. LAYOUT  
TOLERANCE UNSPECIFIED +0.05mm



SPECIFICATIONS:

1. ELECTRICAL CHARACTERISTICS:

1-1, CONTACT RESISTANCE: 30mS2 MAX.

1-2. DIELECTRIC WITHSTANDING VOLTAGE: 100V AC FOR ONE MINUTE

1-3. INSULATION RESISTANCE: 100MΩ MIN. MEASURED BY 500 VDC

2. MECHANICAL CHARACTERISTICS:

2-1. INSERTION FORCE : 0.5-2.0Kgf (REF.)

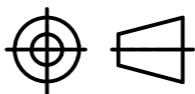
2-2. WITHDRAWAL FORCE : 0.8-2.0Kgf (REF,)

3. LIFE TEST: 10,000 CYCLES

TOLERANCE

X. XXX	±0.05
X. XX	±0.15
X. X	±0.20
X.	±0.30
ANGLE	±5.0°

PROTECTION



东莞市恒祺电子科技有限公司

Dongguan Hengqi Electronic Technology Co., Ltd

<https://www.hq-dz.com>

phone: 15812872448

TITLE:

TYPE C 14P侧插基座垫高

PART NO: 成品图

DRAWING NO: 14\*11.67\*3.16

DRAWN:

CHECKED:

APPROVED:

DATE:

DATE:

DATE:

18-10-08

18-10-08

18-10-08

UNIT:  
mm

SCALE:  
FULL

SIZE:  
A4